

Embedding videos on your product pages

This feature is not enabled by default. Please contact the web team and request this feature be enabled.

NOTE: The video will need to be uploaded to a third party hosting platform like Youtube or Vimeo. This cannot be achieved with the raw video file.

It is possible to embed a video on your product pages using the video's URL.

Home > Laundry > Washing Machines > Freestanding > Bosch WGG254F0GB 10kg 1400 Spin Washing Machine - White

Bosch WGG254F0GB 10kg 1400 Spin Washing Machine - White

Product Video

BOSCH
Invented for life

Be the first to review this product

£749.00 **OUT OF STOCK**
CONTACT US FOR AVAILABILITY

ADD TO WISH LIST ADD TO COMPARE

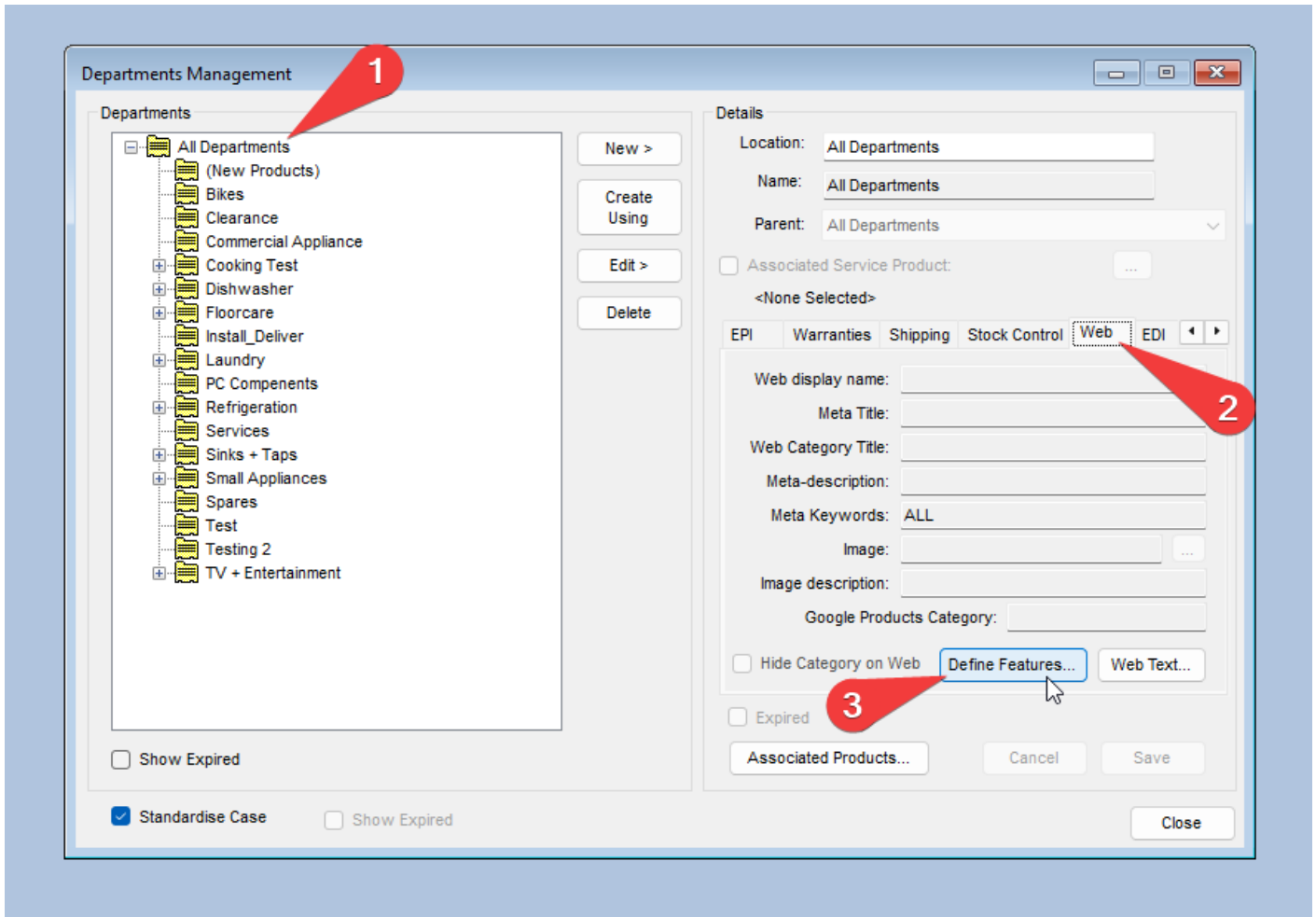
A **1** **G** **A**

- Energy - Rating A
- Max Spin Speed 1400
- Washing Capacity (KG) 10 kg
- Depth (CM) 58.8 cm
- Additional Information IronAssist: Reduces wrinkles and your ironing pile, i-DOS Automatic dosing: Stop dosing, start saving., Continuous start delay
- Features Super Quick 30, SpeedPerfect, AntiStain

Step 1: Setup

Setup for this takes place in NCompass

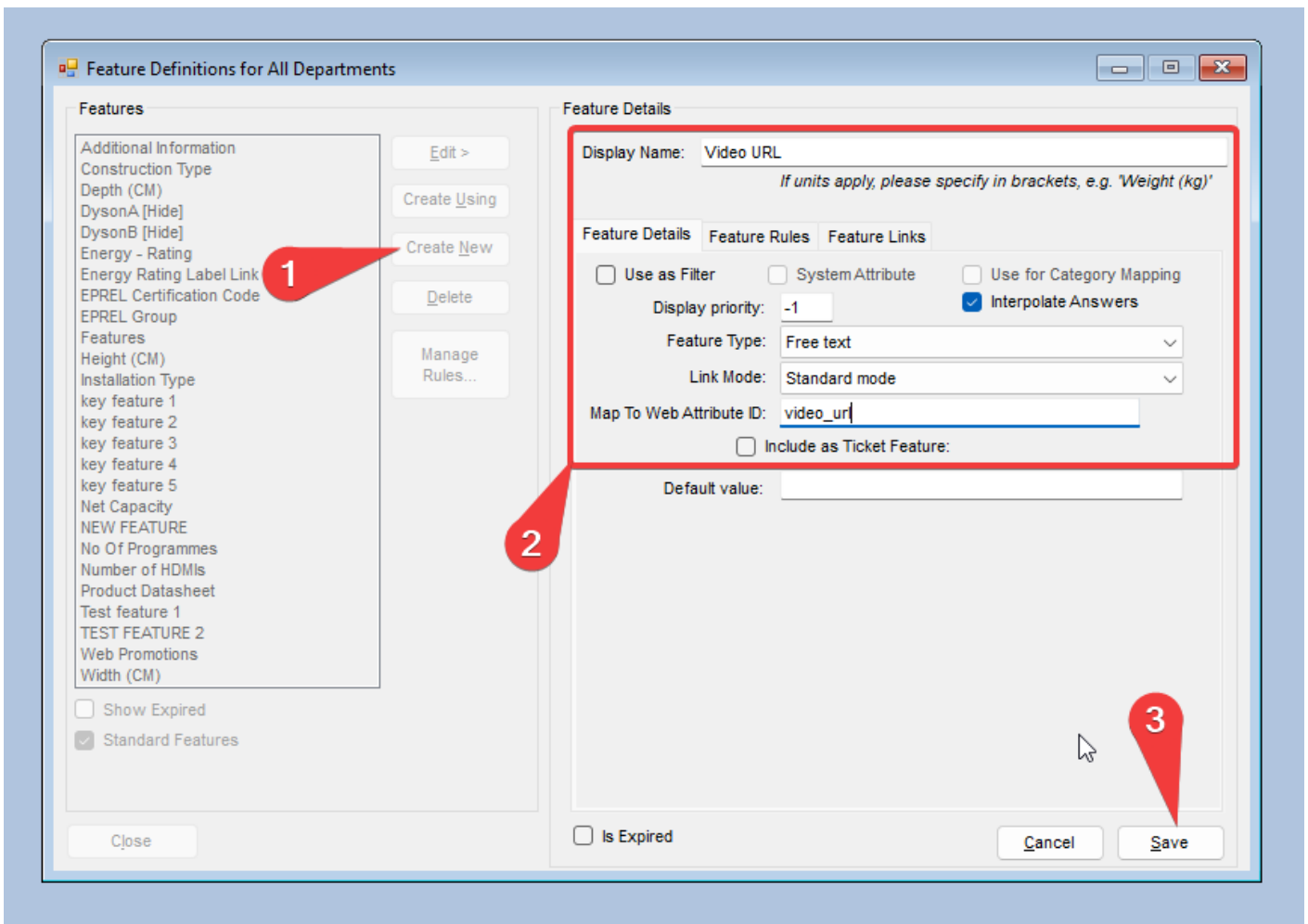
Navigate to **Administration > Department Management** and open **Define features** in the web tab of all departments



In this window create a new feature using the **Create New** button.

Populate the following fields before pressing **Save**

Field	Value
Display Name	Video URL
Use as Filter	Unchecked
Display Priority	-1
Feature Type	Free Text
Map To Web Attribute ID	video_url



Setup Complete

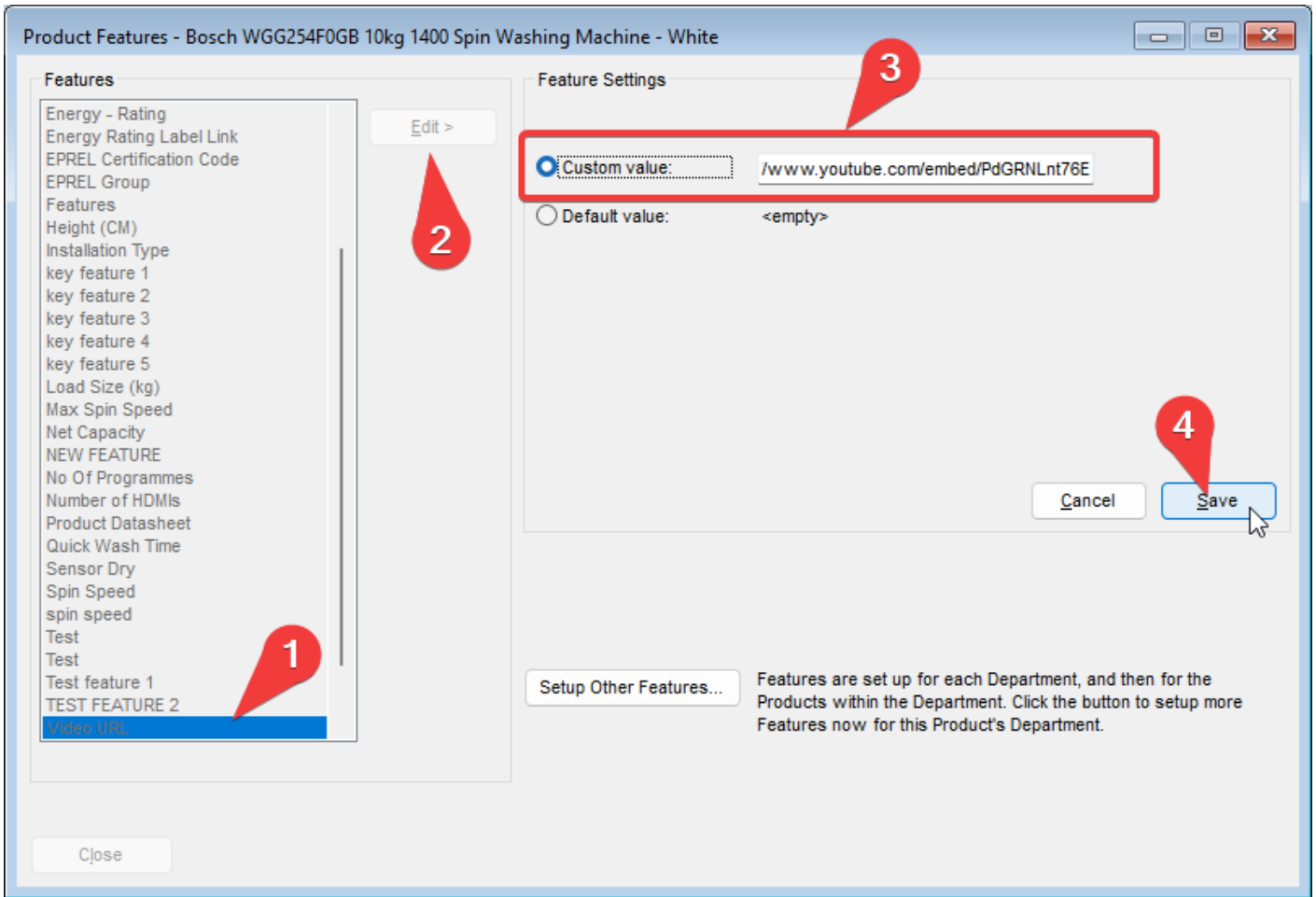
Step 2: Linking My Video

As the warning at the top of this guide states, you can only embed a video URL to your product pages. We do not currently support the upload of RAW video files.

Navigate to the **Product Features** window for the product you are embedding the video to and select **Video URL** from the list of available features.

Press **Edit** and then select the **Custom Value:** radio button, pasting in the URL for your hosted video

NOTE: If you are using a YouTube video you will need to use the /embed URL instead of the standard /watch URL found in the address bar.



Once your product has synced to the website you will not see a video icon on the product display page which will open a popup containing your video.

