

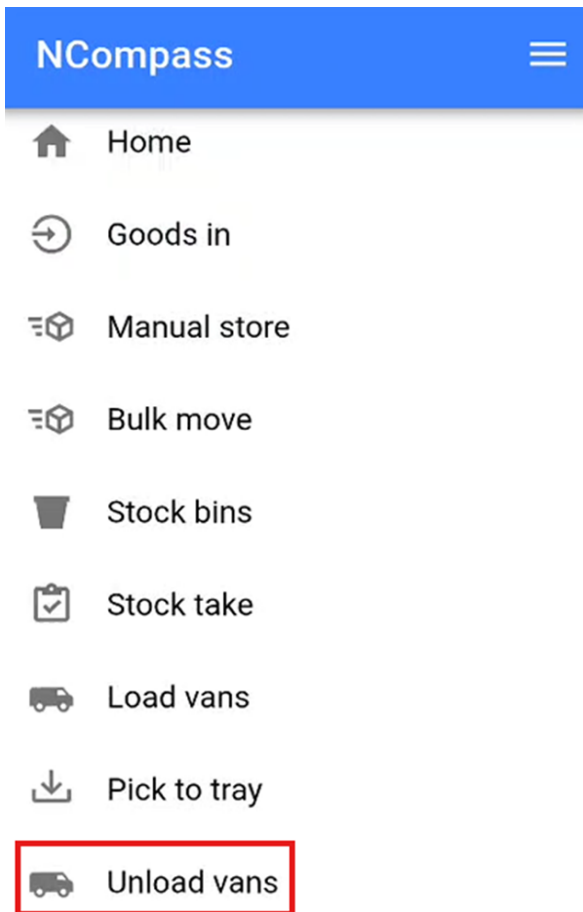
Unload Vans

The **Unload Vans** feature is used for scanning items that were failed deliveries or collections that the delivery team has picked up during the day. These items are scanned back into the business to mark them as received.

The **Manual Store** feature is used to store specific stock numbers into a stock location.

To navigate to the Unload Vans section on the warehouse scanner, click the burger menu icon in the top left of the screen.

From the menu, select **Unload Vans**.



This will open the Unload Vans screen.

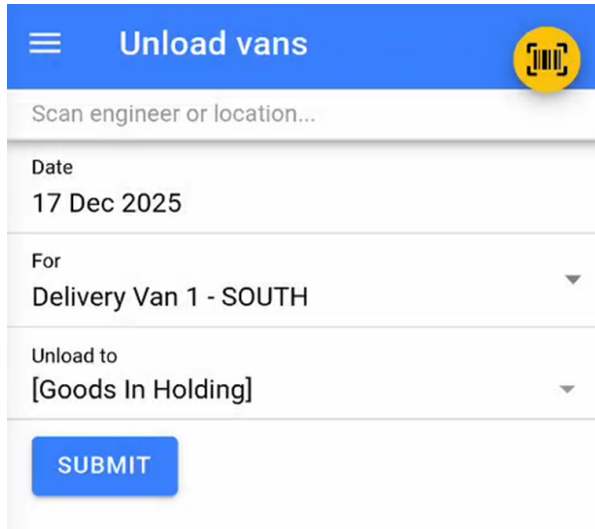
Selecting Engineer and Location

Select the **Engineer** for whom you are unloading the van.

Set a location for the items by either:

- Scanning a location barcode, or
- Manually selecting a location.

Once the engineer and unload location have been selected, click **Submit** to start unloading the van.



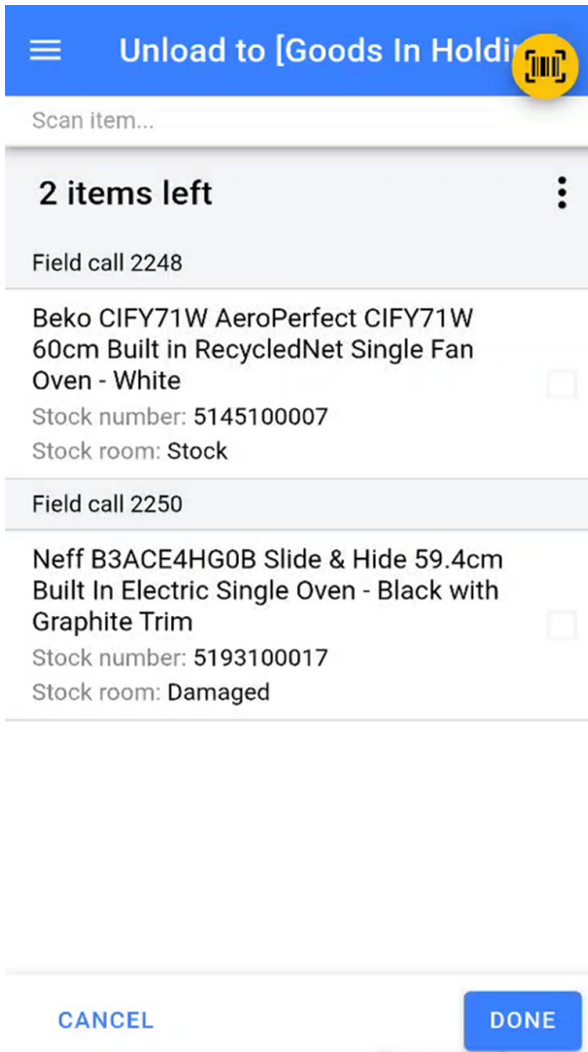
The screenshot shows a mobile application interface for unloading vans. At the top, there is a blue header with a hamburger menu icon on the left, the text "Unload vans" in the center, and a yellow circular icon with a barcode on the right. Below the header is a white input field with the placeholder text "Scan engineer or location...". Underneath this is a section with a white background and a thin border, containing the following fields: "Date" with the value "17 Dec 2025", "For" with a dropdown menu showing "Delivery Van 1 - SOUTH", and "Unload to" with a dropdown menu showing "[Goods In Holding]". At the bottom of this section is a blue button with the text "SUBMIT" in white capital letters.

Once you have selected the engineer and the unload location click 'Submit' to start unloading the Vans.

Scanning Items

A list of items on the van that need to be scanned off will appear.

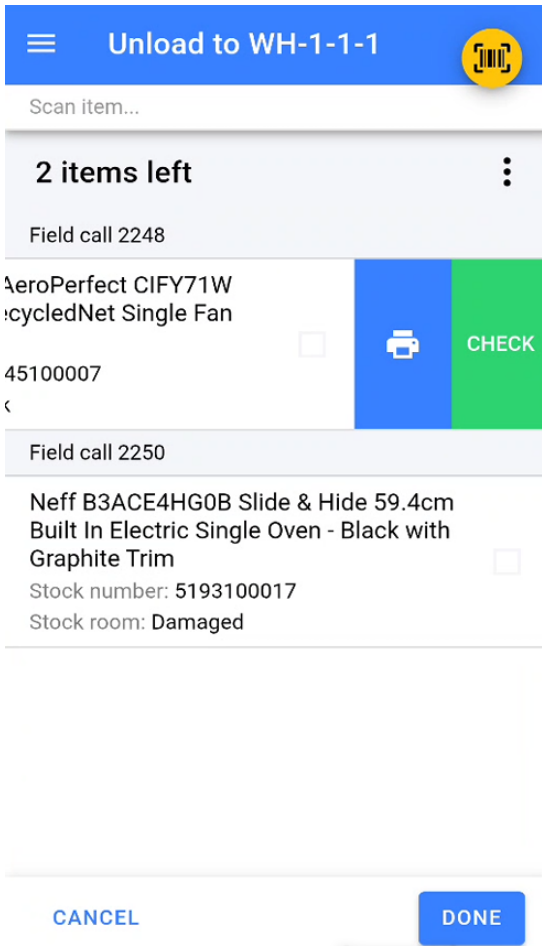
Scan each stock number to check it off the list.




****Note:**** The list includes items that were failed deliveries by the selected engineer or any collections marked as completed.

If an item has had its stock number removed and cannot be scanned, swipe left on the item to access two additional options: for that item so you can put the stock sticker back onto the item.


- **Printer Icon** – Prints another stock label for the item.
- **Check Icon** – Manually marks the item as scanned.





Once all items have been scanned or marked as scanned, click **Done** to complete the unload van process.

☰ Unload to WH-1-1-1 

Scan item...


0 items left 

Field call 2248 

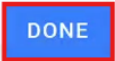
Beko CIFY71W AeroPerfect CIFY71W
60cm Built in RecycledNet Single Fan
Oven - White 

Stock number: 5145100007
Stock room: Stock

Field call 2250

Neff B3ACE4HG0B Slide & Hide 59.4cm
Built In Electric Single Oven - Black with
Graphite Trim 

Stock number: 5193100017
Stock room: Damaged

CANCEL 

Created 2025-12-16 13:54:12 UTC by Duncan Shaw
Updated 2025-12-23 15:03:58 UTC by Ben Barter