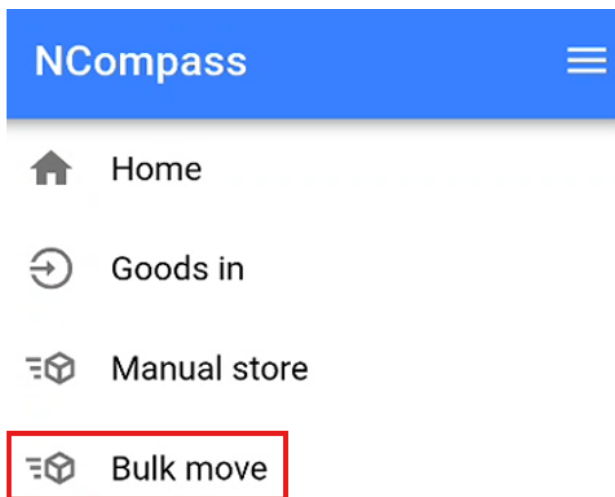


# Bulk Move

Bulk Move is used to move large quantities of items at one time.

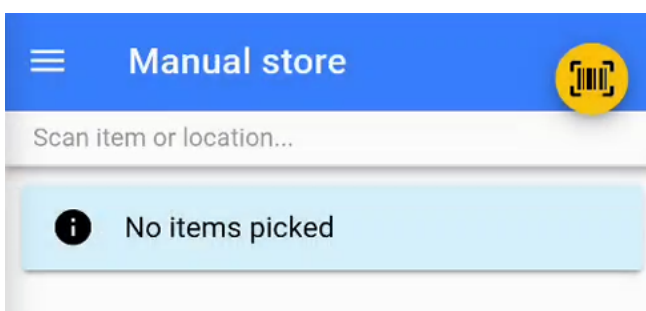
To navigate to the Bulk Move section on the warehouse scanner, click the burger menu icon in the top left of the screen.

From the menu, select the **Bulk Move** option.

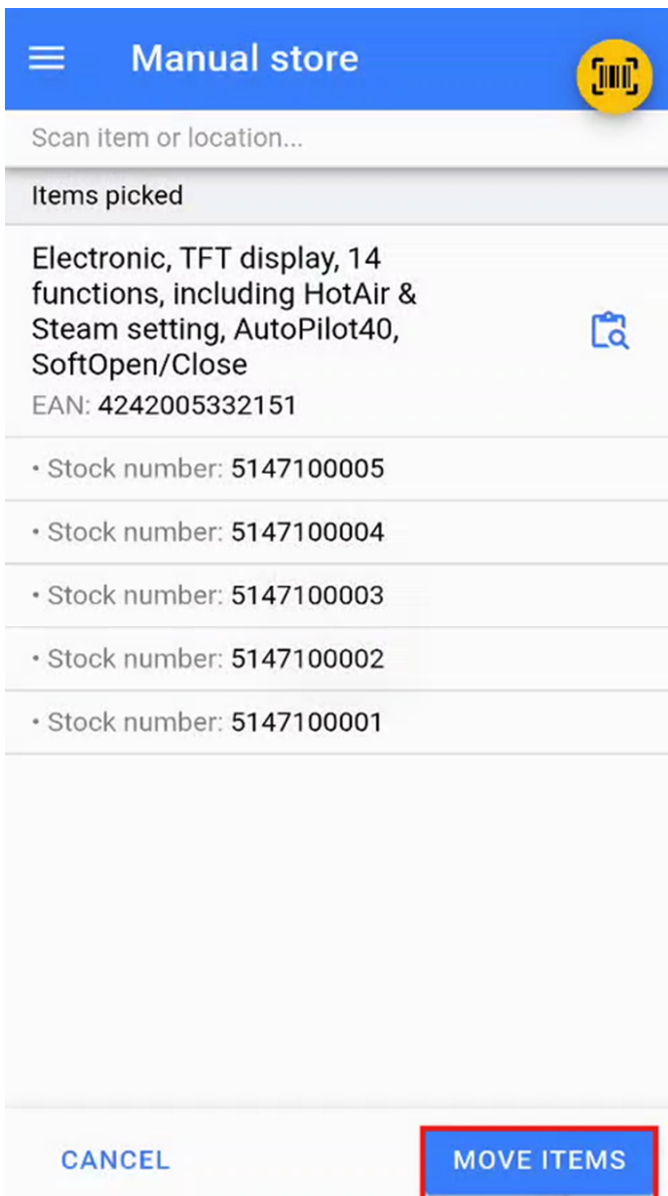


## Bulk Moving By Stock Number

When the Bulk Move screen opens, you will see a message indicating that no items have been picked.




Begin scanning the individual stock numbers that you wish to move.




Once all required items have been scanned, click the **Move Items** button to confirm the selection.

This will open the **Move Items** screen, where you can either scan a stock location or select one from the dropdown menu. Select the location you wish to move these items to, then click **Move Items** to confirm the bulk move.

**Move items** 

Scan location...

---

Move to  
WH-1-1-1 

---

Notes

---

CANCEL



MOVE ITEMS

## Bulk Move By Stock Location

On the Bulk Move screen, you can also scan a stock location. This will return a list of all items and their associated stock numbers currently stored in the scanned location.

WH-1-1-1 ×

Select all

---

Bosch DWK87EM60B 80cm, Single Glass   
Stock number: 5108100002

---

Bosch DWK87EM60B 80cm, Single Glass   
Stock number: 5108100003

---

Bosch DWK87EM60B 80cm, Single Glass   
Stock number: 5108100004

---

Bosch DWK87EM60B 80cm, Single Glass   
Stock number: 5108100005

---

Bosch DWK87EM60B 80cm, Single Glass   
Stock number: 5108100006

---

Bosch HRG579BB6B Electronic, TFT displ   
Stock number: 5147100001

---

Bosch HRG579BB6B Electronic, TFT displ   
Stock number: 5147100003

---

Bosch HRG579BB6B Electronic, TFT displ   
Stock number: 5147100004

---

[CANCEL](#) [PICK ITEMS](#)


You can manually select the stock numbers you wish to move by tapping on them. Selected items will be indicated by a checked checkbox to the right of each item.

If you wish to bulk move all items from the current location, click the **Select All** option at the top of the list.

Once you have selected all items you wish to move, click the **Pick Items** button to confirm the products you are removing from this stock location.


Note: You can continue adding products onto this list again by scanning another stock location and repeating the above step or by scanning stock numbers.

Once you have selected all the items you wish to move click the move item button to confirm the items to move.

☰ Manual store 


Scan item or location...

Items picked

Bosch DWK87EM60B 80cm, Single Glass Pane Design, Angled Glass Wall Hood, Touch Control, LED Lights.   
EAN: 4242005199730

---

- Stock number: 5108100002
- Stock number: 5108100003
- Stock number: 5108100004
- Stock number: 5108100005
- Stock number: 5108100006

Bosch HRG579BB6B Electronic, TFT display, 14 functions, including HotAir & Steam setting, AutoPilot4   
EAN: 4242005332151

---

- Stock number: 5147100001
- Stock number: 5147100003

[CANCEL](#) [MOVE ITEMS](#)

This will open the **Move Items** screen, where you can either scan a stock location or select one from the dropdown menu. Select the location you wish to move these items to, then click **Move Items** to confirm the bulk move.

## Move items



Scan location...

Move to  
WH-1-1-1

Notes

CANCEL



MOVE ITEMS

Created 2025-12-16 11:30:05 UTC by Duncan Shaw  
Updated 2025-12-23 15:03:58 UTC by Ben Barter